

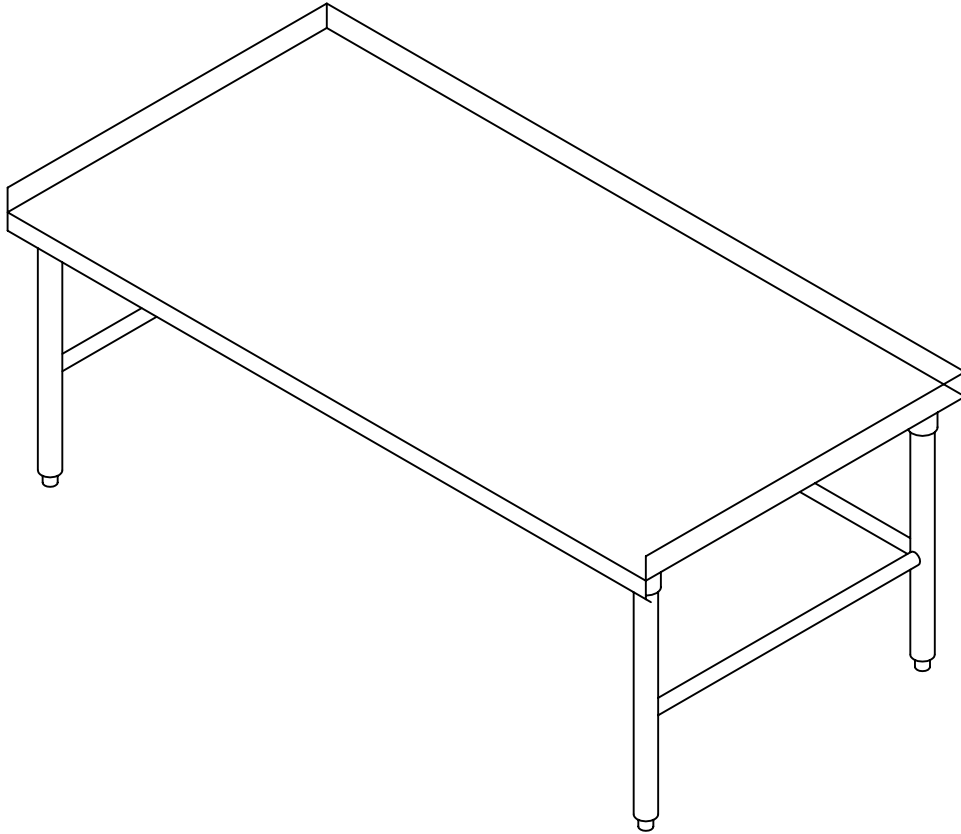
Commercial Stainless

ITEM # _____

QTY. _____

MODEL # CES

EQUIPMENT STAND




SPECIFICATIONS

EQUIPMENT STAND TOP TO BE 14 GA. TYPE 304, 18/8 STAINLESS STEEL, POLISHED TO A # 4 SATIN FINISH. FRONT EDGE TO HAVE 1 1/2" TURN DOWN WITH 1/2" RETURN. REAR & BOTH ENDS TO BE TURNED UP 2". UNIT TO HAVE S/S CHANNEL STUD BOLTED TO TOP, WITH S/S LEGS GUSSETS WELDED TO CHANNEL. LEGS TO BE 1 5/8" O.D. S/S TUBING WITH ADJUSTABLE BULLET FEET. CROSSRAILS TO BE 1" O.D. S/S TUBING WELDED TO LEGS. ALL JOINTS TO BE CONTINUOUSLY WELDED, GROUND SMOOTH, AND POLISHED.

955 PATTERSON DRIVE
BLOOMSBURG, PA. 17815
TELEPHONE: (570) 387-8980 FAX: (570) 387-8982



CUSTOM BUILT
FOODSERVICE
EQUIPMENT 



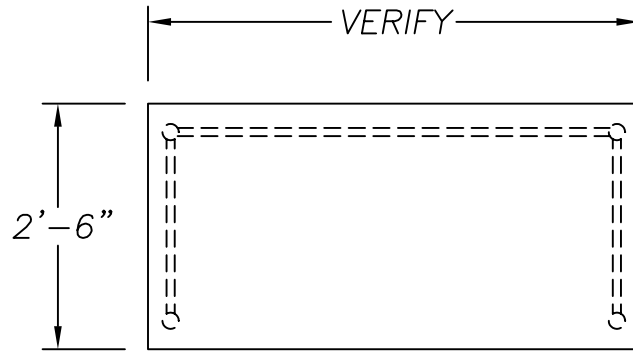
Commercial Stainless

ITEM # _____

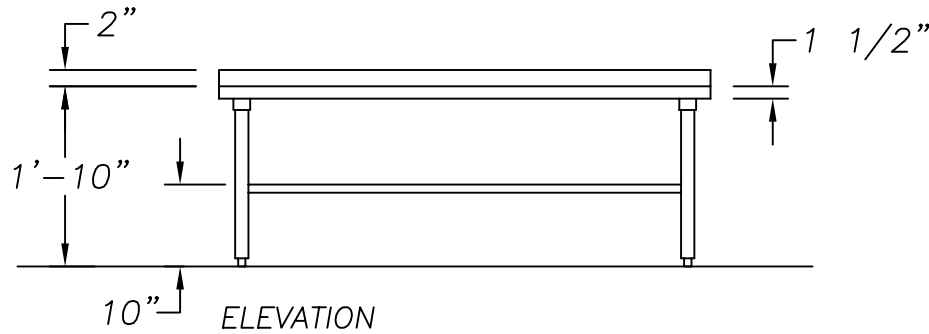
QTY. _____

MODEL # CES

EQUIPMENT STAND



PLAN VIEW



ELEVATION

OPTIONS

- | | |
|-----------------------|---------------------------------|
| 1. 16 GA. S/S TOP | 2. ADJ. WHITE POLY CUTING BOARD |
| 3. MARINE EDGE | 4. OPTIONAL UNDERSHELF |
| 5. ROLLED EDGE | 6. FLANGED FEET |
| 7. ROLLED MARINE EDGE | 8. 5" DIA. SWIVEL CASTORS |
| 9. S/S WALL SPACERS | 10. 1 1/4" O.D. S/S CROSSRAILS |