

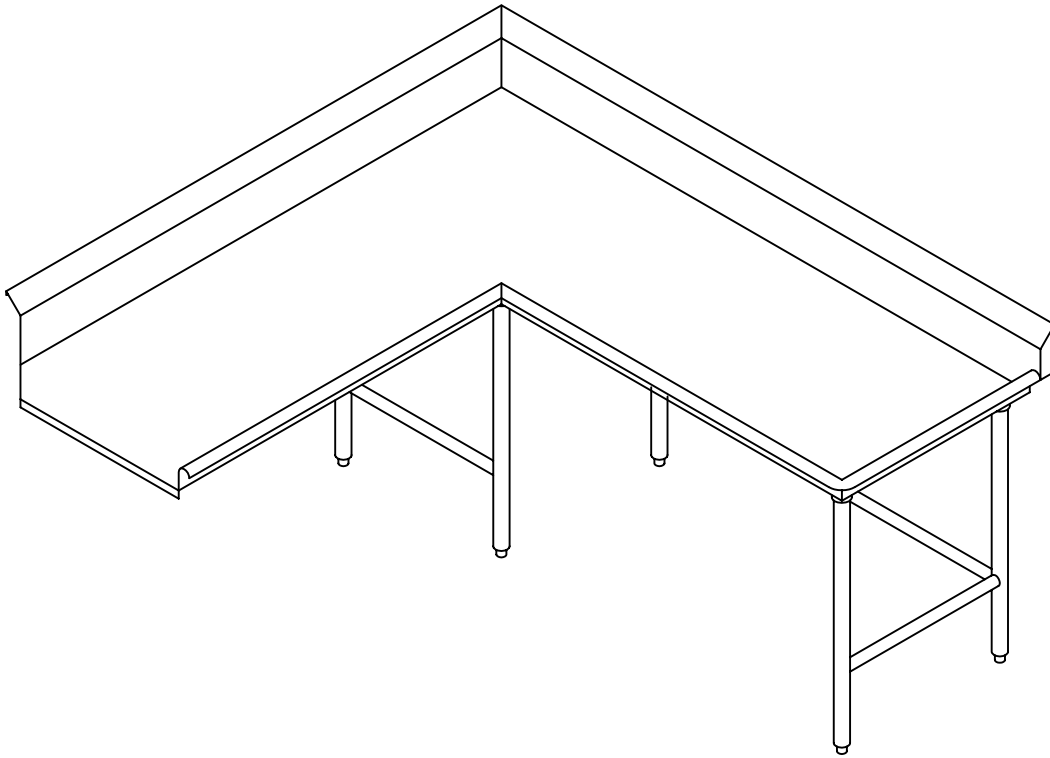
Commercial Stainless

ITEM # _____

QTY. _____

MODEL # CLCD1/4

L-SHAPED CLEAN DISHTABLE (1/4" RADIUS)



SPECIFICATIONS


CLEAN DISHTABLE IS TO BE 14 GA. TYPE 304, 18/8 STAINLESS STEEL, POLISHED TO A # 4 FINISH. ALL SEAMS TO BE CONTINUOUSLY WELDED, GROUND SMOOTH, & POLISHED. ALL HORIZONTAL & VERTICAL CORNERS ARE TO BE 1/4" R. COVED CORNERS. SPLASH TO BE 2" THICK WITH RETURN TO WALL ON A 45° ANGLE. LEGS TO BE 1 5/8" O.D. S/S TUBING WITH ADJUSTABLE S/S BULLET FEET. S/S LEG GUSSETS TO BE WELDED TO S/S CHANNEL. CHANNEL TO BE STUD BOLTED TO TOP. CROSSBRACING TO BE 1" O.D. S/S TUBING.

955 PATTERSON DRIVE
BLOOMSBURG, PA. 17815
TELEPHONE: (570) 387-8980 FAX: (570) 387-8982



CUSTOM BUILT
FOODSERVICE
EQUIPMENT





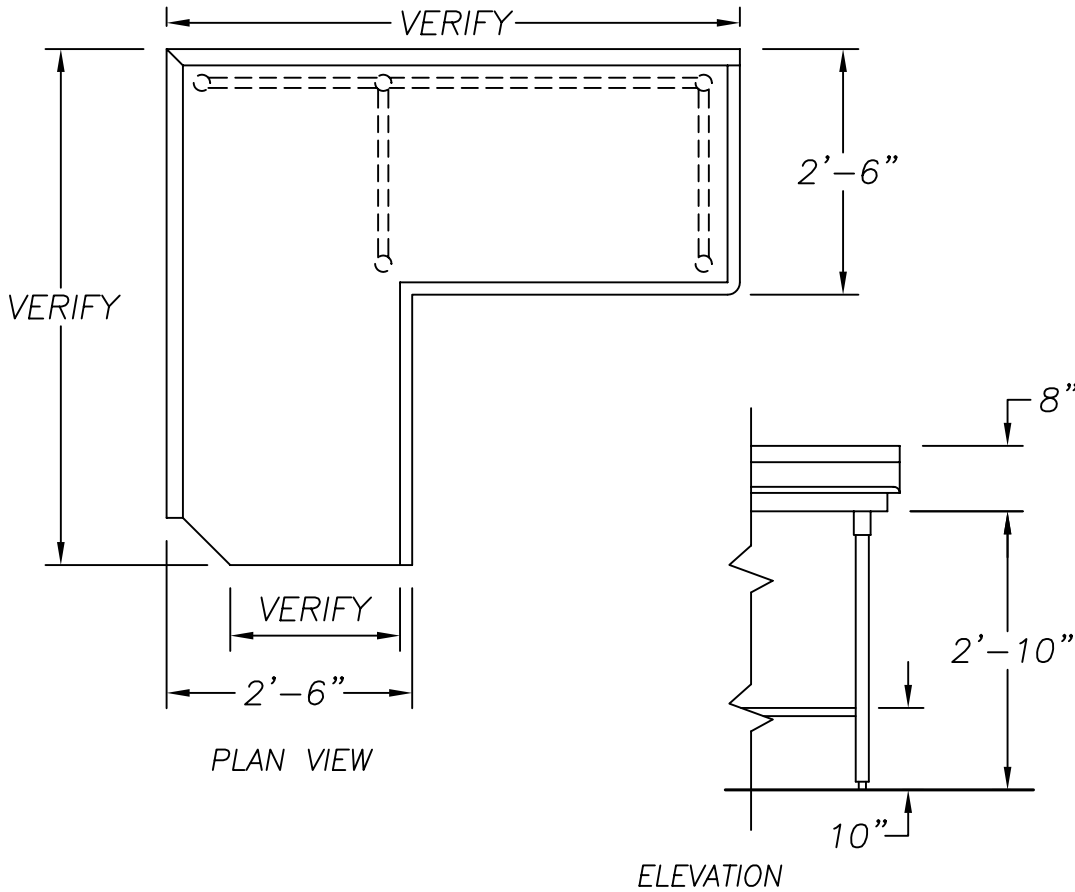
Commercial Stainless

ITEM # _____

QTY. _____

MODEL # CLCD1/4

L-SHAPED CLEAN DISHTABLE (1/4" RADIUS)



DISHWASHER MFG. _____

RIGHT HAND (SHOWN)

DISHWASHER MODEL _____

LEFT HAND

OPTIONS

- | | |
|---------------------------------|--------------------------|
| 1. 16 GA. S/S TOP | 2. 1" THICK SPLASH |
| 3. 1 1/4" O.D. S/S CROSSBRACING | 4. SOUND DEADENING |
| 5. S/S WALL SPACERS | 6. END SPLASH |
| 7. FIELD JOINT | 8. SPECIAL SPLASH HEIGHT |
| 9. OPTIONAL UNDERSHELF | |

955 PATTERSON DRIVE
BLOOMSBURG, PA. 17815
TELEPHONE: (570) 387-8980 FAX: (570) 387-8982



CUSTOM BUILT
FOODSERVICE
EQUIPMENT 