

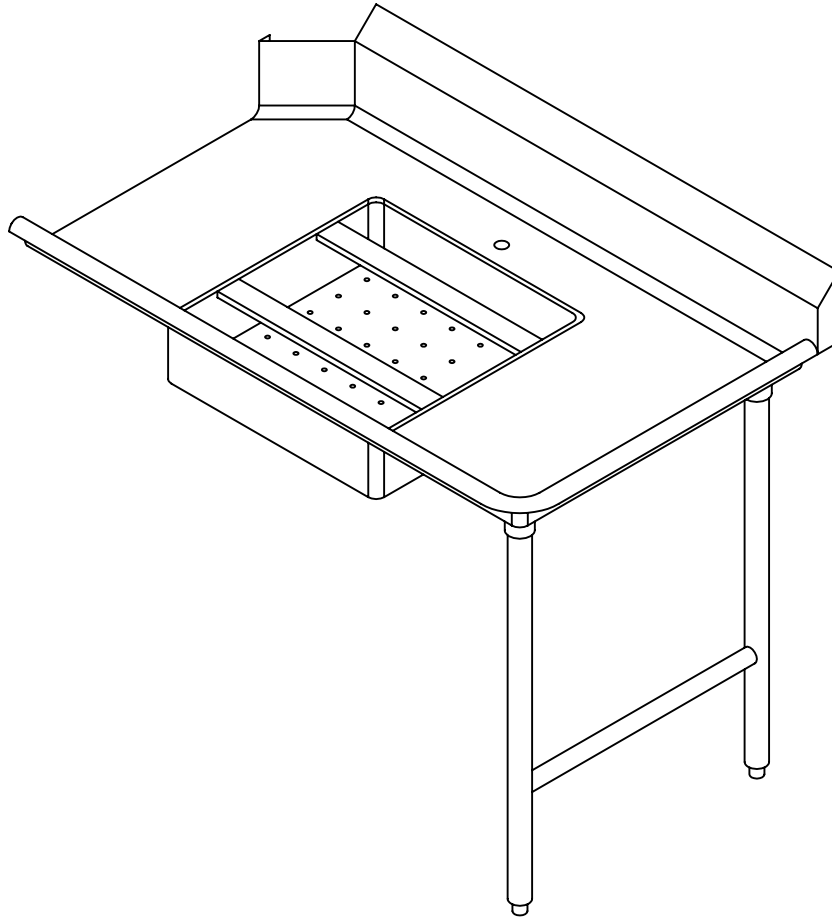
Commercial Stainless

ITEM # _____

QTY. _____

MODEL # CSD3/4

SOILED DISHTABLE (3/4" RADIUS)



SPECIFICATIONS


SOILED DISHTABLE IS TO BE 14 GA. TYPE 304, 18/8 STAINLESS STEEL, POLISHED TO A # 4 FINISH. ALL SEAMS TO BE CONTINUOUSLY WELDED, GROUND SMOOTH, & POLISHED. ALL HORIZONTAL & VERTICAL CORNERS ARE TO BE 3/4" R. COVED CORNERS. SPLASH TO BE 2" THICK WITH RETURN TO WALL ON A 45° ANGLE. LEGS TO BE 1 5/8" O.D. S/S TUBING WITH ADJUSTABLE S/S BULLET FEET. S/S LEG GUSSETS TO BE WELDED TO S/S CHANNEL. CHANNEL TO BE STUD BOLTED TO TOP. 20" X 20" X 5" DEEP SINK WITH BASKET DRAIN & REMOVABLE S/S PERFORATED SCRAP BASKET. CROSSBRACING TO BE 1" O.D. S/S TUBING.

955 PATTERSON DRIVE
BLOOMSBURG, PA. 17815
TELEPHONE: (570) 387-8980 FAX: (570) 387-8982



CUSTOM BUILT
FOODSERVICE
EQUIPMENT





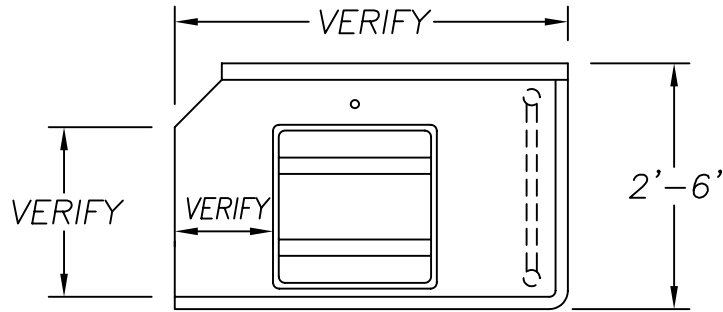
Commercial Stainless

ITEM # _____

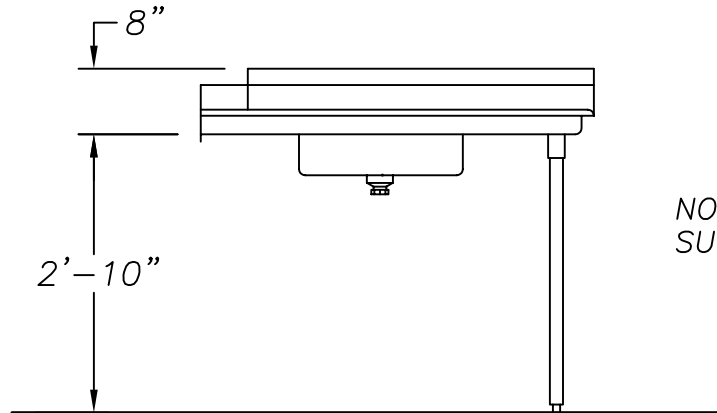
QTY. _____

MODEL # CSD3/4

SOILED DISHTABLE (3/4" RADIUS)



PLAN VIEW



ELEVATION

NOTE: FAUCET TO BE SUPPLIED BY OTHERS

DISHWASHER MFG. _____

DISHWASHER MODEL _____

FAUCET MODEL _____

RIGHT HAND (SHOWN)

LEFT HAND

OPTIONS

- | | |
|---------------------------------|---|
| 1. 16 GA. S/S TOP | 2. 1" THICK SPLASH |
| 3. SOUND DEADENING | 4. END SPLASH |
| 5. 1 1/4" O.D. S/S CROSSBRACING | 6. SPECIAL SPLASH HEIGHT |
| 7. DISPOSER CONE | 8. S/S WALL SPACERS |
| 9. DISPOSER COLLAR | 10. REMOV. S/S H-BAR |
| 11. RUBBER SCRAP BLOCK | 12. TO FIT SIDE LOADER (MFG. & MODEL #) |
| 13. 6" WIDE WASTE TROUGH | 14. ____"X____" X____" DP. SINK |
| 15. PASS WINDOW | 16. OPTIONAL DRAIN |
| 17. OPTIONAL UNDERSHELF | 18. LANDING SHELF |

955 PATTERSON DRIVE
BLOOMSBURG, PA. 17815
TELEPHONE: (570) 387-8980 FAX: (570) 387-8982



CUSTOM BUILT
FOODSERVICE
EQUIPMENT 