

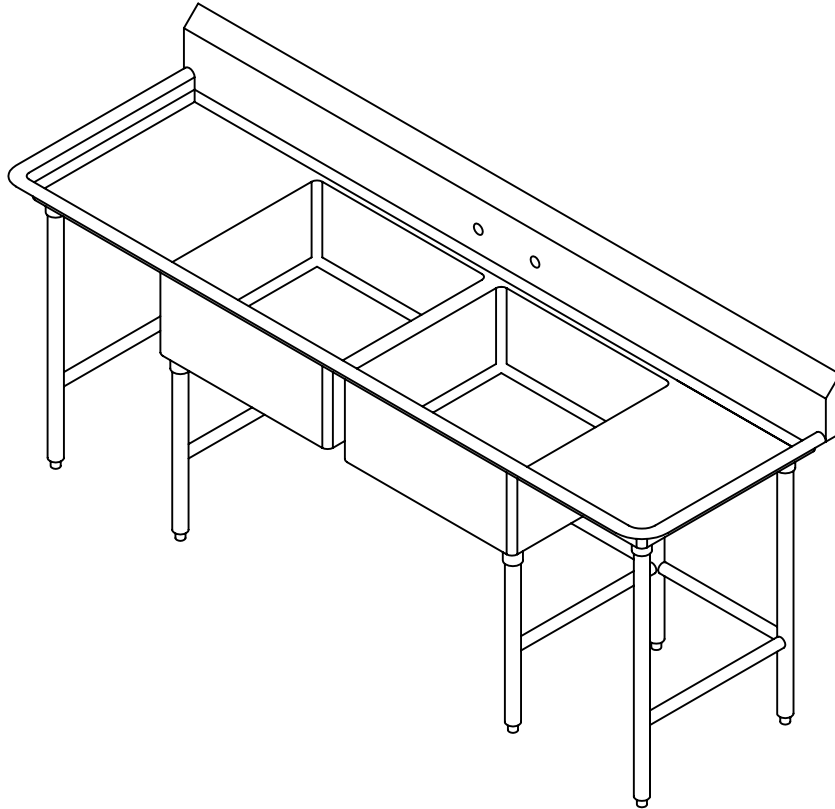
Commercial Stainless

ITEM # _____

QTY. _____

MODEL # C2BSD

TWO (2) BOWL SINK WITH DRAINBOARDS



SPECIFICATIONS


TWO (2) BOWL SINK & DRAINBOARDS TO BE MADE OF 14 GA. TYPE 304, 18/8 STAINLESS STEEL, POLISHED TO A # 4 SATIN FINISH. ALL SEAMS TO BE CONTINUOUSLY WELDED, GROUND SMOOTH, & POLISHED. ALL HORIZONTAL & VERTICAL CORNERS ARE TO BE 3/4" R. COVED CORNERS. 8" HIGH SPLASH TO BE 2" THICK WITH RETURN TO WALL ON A 45° ANGLE. LEGS TO BE 1 5/8" O.D. S/S TUBING WITH ADJUSTABLE S/S BULLET FEET. S/S LEG GUSSETS TO BE WELDED TO S/S CHANNEL. S/S CHANNEL IS TO BE STUD BOLTED TO TOP. SINKS TO BE SUPPLIED WITH 1 1/2" BASKET DRAIN. CROSSBRACING TO BE 1" O.D. S/S TUBING CONTINUOUSLY WELDED TO LEGS. SINKS TO BE WELDED INTO THE TOP WITH 2" SPACE BETWEEN THE SINKS. DRAINBOARDS EXCEEDING 24" IN LENGTH TO HAVE S/S CHANNEL & LEGS.

955 PATTERSON DRIVE
BLOOMSBURG, PA. 17815
TELEPHONE: (570) 387-8980 FAX: (570) 387-8982



CUSTOM BUILT
FOODSERVICE
EQUIPMENT





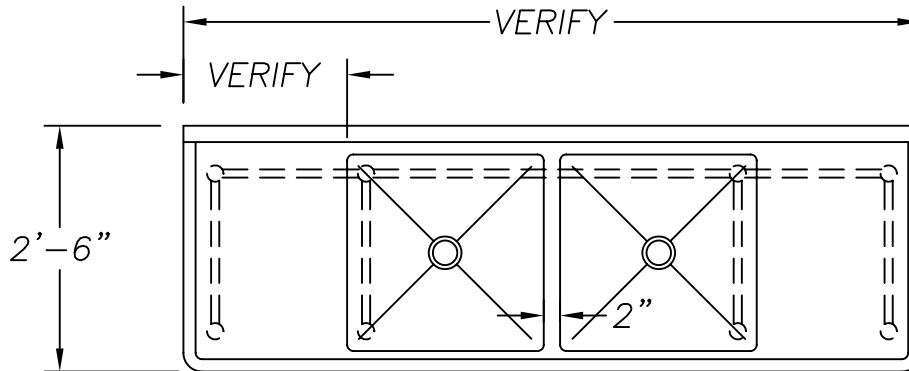
Commercial Stainless

ITEM # _____

QTY. _____

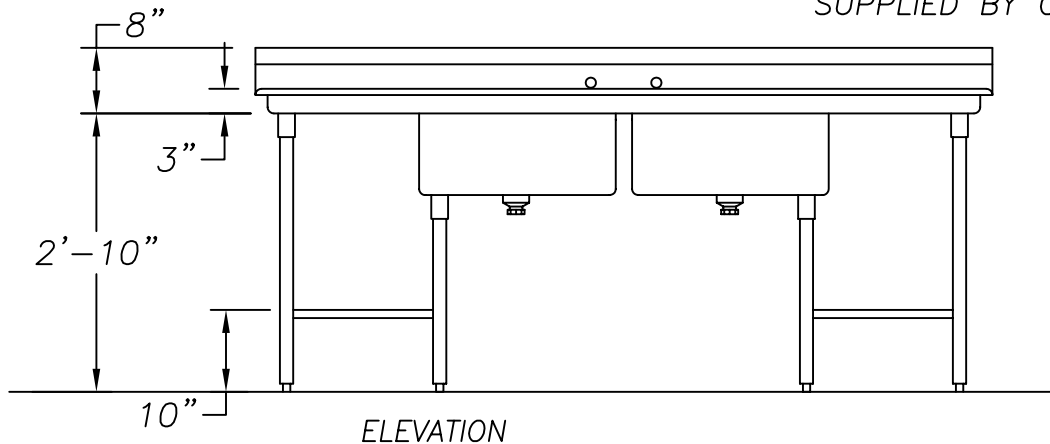
MODEL # C2BSD

TWO (2) BOWL SINK WITH DRAINBOARDS



PLAN VIEW

NOTE: FAUCET TO BE
SUPPLIED BY OTHERS



ELEVATION

SINKS TO BE _____" LEFT TO RIGHT X _____" FRONT TO BACK X _____" DEEP

OPTIONS

- | | |
|---------------------------------|------------------------------|
| 1. 16 GA. S/S DRAINBOARDS | 2. ROLLED MARINE EDGE |
| 3. SPECIAL SPLASH HEIGHT | 4. LEFT END SPLASH |
| 5. 1 1/4" O.D. S/S CROSSBRACING | 6. RIGHT END SPLASH |
| 7. OPTIONAL DRAIN | 8. DISPOSER CONE |
| 9. SOUND DEADENING | 10. DISPOSER COLLAR |
| 11. S/S WALL SPACERS | 12. DISPOSER CONTROL BRACKET |
| 13. OPTIONAL UNDERSHELF | 14. 1/4" R. COVED CORNERS |

955 PATTERSON DRIVE
BLOOMSBURG, PA. 17815
TELEPHONE: (570) 387-8980 FAX: (570) 387-8982



CUSTOM BUILT
FOODSERVICE
EQUIPMENT

