

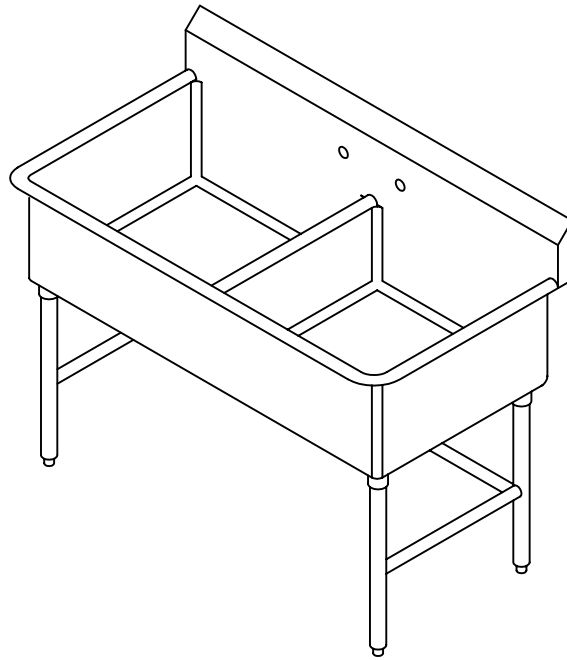
# Commercial Stainless

ITEM # \_\_\_\_\_

QTY. \_\_\_\_\_

MODEL # C2CS

## TWO (2) COMPARTMENT SINK




### SPECIFICATIONS

TWO (2) COMPARTMENT SINK TO BE 14 GA. TYPE 304, 18-8 STAINLESS STEEL, POLISHED TO A # 4 SATIN FINISH. ALL SEAMS TO BE CONTINUOUSLY WELDED, GROUND SMOOTH, & POLISHED. ALL HORIZONTAL & VERTICAL CORNERS ARE TO BE 3/4" RADIUS COVED CORNERS. 8" HIGH SPLASH TO BE 2" THICK WITH RETURN TO WALL ON A 45° ANGLE. LEGS TO BE 1 5/8" O.D. S/S TUBING WELDED TO S/S PLATE. S/S PLATE IS TO BE WELDED TO BOTTOM OF SINKS. CROSSRAILS TO BE 1" O.D. S/S TUBING CONTINUOUSLY WELDED TO LEGS. SINKS TO BE SEPARATED BY A 1 1/2" THICK PARTITION WITH THE TOP EDGE ROLLED ON A 3/4" RADIUS.

955 PATTERSON DRIVE  
BLOOMSBURG, PA. 17815  
TELEPHONE: (570) 387-8980 FAX: (570) 387-8982



CUSTOM BUILT  
FOODSERVICE  
EQUIPMENT 



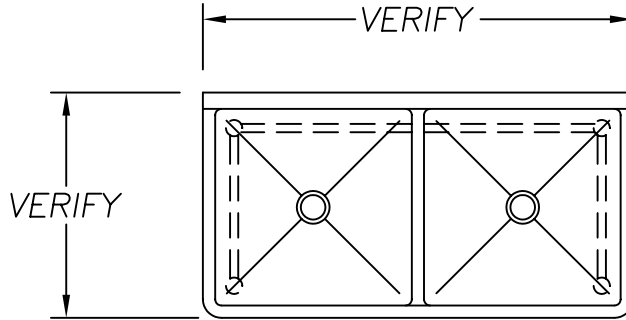
# Commercial Stainless

ITEM # \_\_\_\_\_

QTY. \_\_\_\_\_

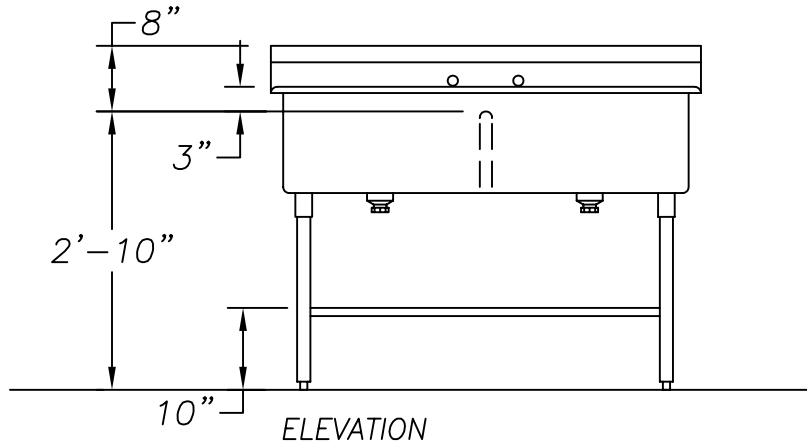
MODEL # C2CS

## TWO (2) COMPARTMENT SINK



PLAN VIEW

NOTE: FAUCET TO BE  
SUPPLIED BY OTHERS



SINKS TO BE \_\_\_\_\_" LEFT TO RIGHT X \_\_\_\_\_" FRONT TO BACK X \_\_\_\_\_" DEEP

### OPTIONS

- |                                 |                             |
|---------------------------------|-----------------------------|
| 1. ROLLED MARINE EDGE           | 2. LEFT END SPLASH          |
| 3. SPECIAL SPLASH HEIGHT        | 4. RIGHT END SPLASH         |
| 5. 1 1/4" O.D. S/S CROSSBRACING | 6. DISPOSER COLLAR          |
| 7. OPTIONAL DRAIN               | 8. DISPOSER CONTROL BRACKET |
| 9. SOUND DEADENING              | 10. S/S WALL SPACERS        |