

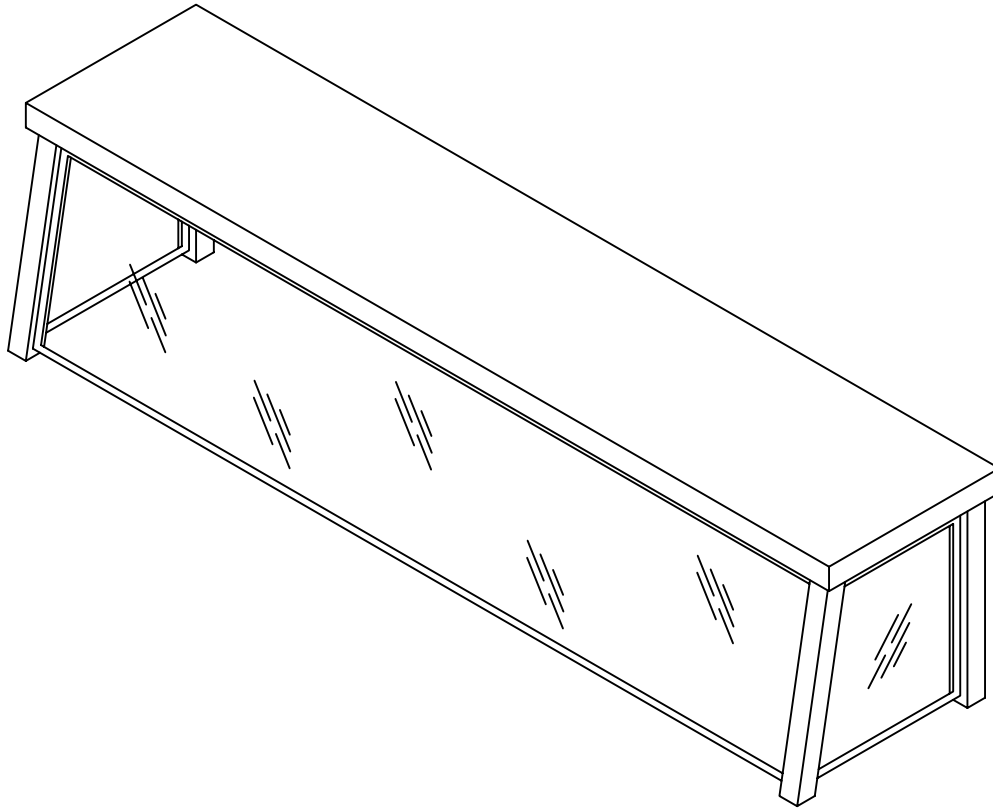
# Commercial Stainless

ITEM # \_\_\_\_\_

QTY. \_\_\_\_\_

MODEL # CPC

## PROTECTOR CASE



### SPECIFICATIONS


PROTECTOR CASE TO BE 16 GA. TYPE 304 18/8 STAINLESS STEEL, POLISHED TO A # 4 SATIN FINISH. ALL EXTERNAL SEAMS TO BE CONTINUOUSLY WELDED, GROUND SMOOTH, AND POLISHED. TOP TO HAVE ALL EDGES TURNED DOWN 1 1/2" WITH 1/2" RETURN. UPRIGHTS ARE TO BE 1 1/4" SQUARE S/S TUBING. 1/4" THICK TEMPERED GLASS TO HAVE EXPOSED EDGES CAPPED WITH S/S TRIM. GLASS ON ENDS TO BE MOUNTED TO UPRIGHTS WITH CLIPS & FRONT GLASS TO BE MOUNTED WITH TILT-OUT BRACKETS.

955 PATTERSON DRIVE  
BLOOMSBURG, PA. 17815  
TELEPHONE: (570) 387-8980 FAX: (570) 387-8982



CUSTOM BUILT  
FOODSERVICE  
EQUIPMENT





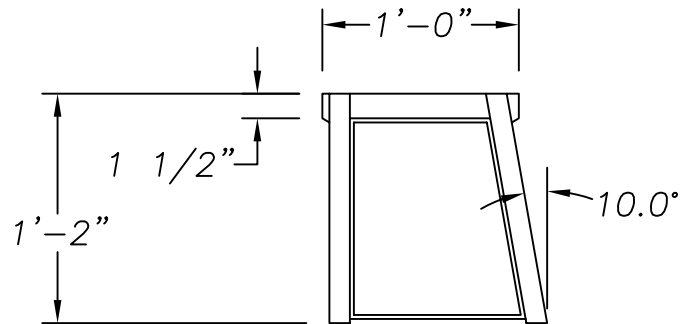
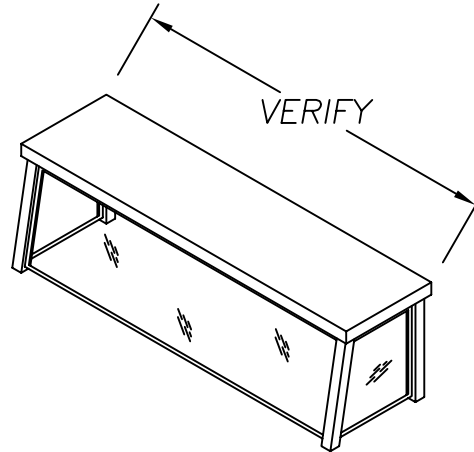
# Commercial Stainless

ITEM # \_\_\_\_\_

QTY. \_\_\_\_\_

MODEL # CPC

## PROTECTOR CASE



### OPTIONS

1. 14 GA. S/S TOP
2. 18 GA. S/S TOP
3. GLASS TOP SHELF
4. FLUORESCENT LIGHT
5. #8 FINISHED EDGES
6. HEAT LAMP BRACKETS
7. SAFETY GLASS
8. PLEXIGLASS
9. TEMPERED GLASS WITH POLISHED EDGES

955 PATTERSON DRIVE  
BLOOMSBURG, PA. 17815  
TELEPHONE: (570) 387-8980 FAX: (570) 387-8982



CUSTOM BUILT  
FOODSERVICE  
EQUIPMENT

